 North American Model Boat Association Official Rule Book – Update	Update #	2023-3
	Date	9/7/23

Enclosed you will find the latest Rule Book updates. To keep your Rule Book current and up to date, please make the page replacements listed below. If you feel that you have missed any updates, please call the Executive Secretary to get an additional copy and/or for clarification of current revisions. Proposals

Section

Summary of changes

Table Of Contents

Remove pages: 5 - 6 (*dated 5/22/22*)

Insert pages: 5 - 6 (*dated 9/7/23*)

Updates needed for below changes

8 - Safety

Remove pages: 1 - 2 (*dated 5/31/23*)

Insert pages: 1 - 2 (*dated 9/7/23*)

Board of Directors passed proposals:
- Update to rule regarding use of prop guards (B.2)

26 - Kids Competition

Remove pages: 1 - 2 (*dated 3/15/06*)

Insert pages: 1 - 2 (*dated 9/7/23*)

Board of Directors passed proposals:
- Update to boats allowed (B.1)

28 - Electric

Remove pages: 1 - 2 (*dated 6/5/21*)

Insert pages: 1 - 2 (*dated 9/7/23*)

7 - 8 (*dated 6/14/15*)

7 - 8 (*dated 9/7/23*)

13-19 (*various dates*)

13-17 (*dated 9/7/23*)

Board of Directors passed proposal:
- Correct reference to other rule (B.1.a)
- Correct reference to other rules (E.1.b.iii)
- Removal of ECO class rules (E.5)

This page intentionally left blank.

Section Name: TABLE OF CONTENTS	Page #	v
	Revised	9/7/23

21. SCALE UNLIMITED HYDROPLANE	
A. General Rules.....	1
B. Race Format.....	1
C. Hull Specifications.....	2
D. Engine Specifications.....	3
E. Master Hull Roster	3
F. Scale Concours Judging.....	4
G. Specialty Classes.....	5
1. Vintage Unlimited.....	5
22. ENDURO	
A. Endurance	1
B. Rules	1
23. DEEP VEE	
A. General Rules.....	1
B. Race Format.....	1
C. Hull Specifications.....	1
D. Engine Specifications.....	2
24. OFFSHORE	
A. General Rules.....	1
B. Hull Specifications.....	1
C. Engine Specifications.....	1
D. Race Format	2
E. Race Courses.....	2
F. Concours Judging.....	3
25. TEAM MARATHON	
A. General Rules.....	1
B. Race Format	1
C. Hull Specifications.....	1
D. Engine Specifications.....	1
E. Lap Counting	2
F. Equipment Repair and Parts Replacement.....	2
26. KIDS COMPETITION	
A. Entry Specifications	1
B. Qualifying Boats	1
C. Entry Fees	1
D. Race Specifications	1
E. Driver Assistance	1
F. Scoring	2
G. Awards	2


Section Name: TABLE OF CONTENTS	Page #	vi
	Revised	9/7/23

27. GAS

A. General Rules.....	1
B. Class Specifications	1
1. G Class Rules.....	1
2. GX Class Rules.....	2
3. G-Limited Class Rules.....	3
C. Hull Specifications.....	5
1. General.....	5
2. Monoplane	5
3. Outrigger Hydroplane	6
4. Sport Hydroplane	6
5. Catamaran	6
6. Crackerbox.....	6
7. Classic Crackerbox	7
D. Specialty Classes.....	7
1. Classic Thunderboat.....	7
2. Jersey Skiff.....	8
3. Gas Scale Unlimited Hydroplane.....	10
4. Gas Outboard Tunnel.....	11

28. ELECTRIC

A. General Rules.....	1
B. Official Courses	2
1. Oval.....	2
2. M Offshore.....	3
3. Offset Offshore	3
C. Race Format.....	4
D. Class Specifications	5
1. Power Specifications.....	5
2. Hull Length Measurement	7
E. Specialty Classes.....	7
1. Sport Hydro Classes.....	7
2. Offshore Classes	9
3. 1/10 th Scale Crackerbox	11
4. OPC Tunnel	12
5. Electric 1/8 Scale Unlimited Hydroplane	13
6. Electric 1/10 Scale Unlimited Hydroplane	15
7. Catamaran	17

 North American Model Boat Association Official Rule Book	Section Name	SAFETY
	Section #	8
	Page #	1 of 4
	Revised	9/7/23

A. GENERAL SAFETY REGULATIONS


1. NAMBA members must have their NAMBA numbers on their boats and their backs for easy identification. Minimum number sizes will be 1-1/2" on the back and 1" on the boat, except where noted in specific class rules. R/C Combat ships do not require numbers on boats or members.
2. Every contestant entering NAMBA competition must show proper evidence of current NAMBA membership.
3. Every driver must have a pit person at all times, whether in practice or during a contest, who is also a NAMBA member and who is aware of all course conditions and NAMBA regulations. R/C Combat ships do not require a pit person or separate observer.
4. Only NAMBA members are allowed in the hot pit area. No persons other than those running a boat, those assisting with the running of a boat, or contest officials will be permitted in the pit area. For R/C Combat the pit is defined as the shoreline of the pond/lake. Other specific crowd control requirements are contained in the specific R/C Combat rules listed below.
5. All persons in the hot pit area, those driving a boat, or those launching or retrieving a boat, must at all times wear shoes which cover the entire foot with no voids. Tennis shoes and shoes or boots that rise to cover the ankle or lower leg are preferred. Footwear such as clogs or crocs that have holes allowing the footwear to breathe or have a strap across the back to hold them on which don't cover the entire back of the foot are not acceptable. Water socks, water shoes, or shoes with mesh material are not allowed.
6. At NAMBA events, no smoking will be allowed in the drivers stand area or hot pit area. The hot pit area is defined as the area where boats are started and launched.
7. At NAMBA events, the host club will provide means of fire suppression in the hot pit area based on the needs of the power systems represented including a fire extinguisher for internal combustion classes and a bucket of sand for electric classes. The hot pit area is defined as the area where boats are started and launched. It is the Contest Director's responsibility to ensure that the fire extinguisher is in place, readily available; and, in the case of a fire extinguisher, be at a minimum BC rated and legally operational.
8. Consumption of or being under the influence of alcohol, marijuana or illegal drugs is not permitted while operating or assisting in the operation of a model boat, whether it be in practice or during a contest. The same applies to contest officials while a contest is taking place.

Section Name: SAFETY	Section #	8
	Page #	2
	Revised	9/7/23

9. Reasonable and proper provisions will be made for crowd control and for the safety of other members and spectators. Model boats will not be operated when anyone is in the water, except for those members who may be in the launch area in the hot pit area to launch or retrieve a boat. R/C Combat members may be in the water under certain circumstances. See specific rules regarding this in the specific R/C Combat rules listed below.
 - a. Anyone operating a radio controlled model boat in an area designated for swimming (such as a swimming pool, wading pool, and/or public beach) when people and/or animals are in the water (except as noted above) will forfeit NAMBA membership and will be barred from rejoining NAMBA for a period of 60 months.
10. No buoys will be set on the course closer than 50 feet to any shoreline. This may be reduced to 30 feet when the adjacent shoreline is such that a boat cannot travel more than its own length out of the water. This rule does not apply to R/C Combat.
11. Canopies and other sunshine prevention devices must be securely held in place. Depending upon local requirements, the members may use stakes, rope tie downs, weights, or other means to reduce the chance that canopies or other devices are blown loose.
12. All rules, laws, ordinances, and regulations of any federal, state, county, and/or municipality will be observed at all times.

B. BOAT/RADIO OPERATION SAFETY REGULATIONS

1. No boat which has been run aground will be permitted to re-enter the water until the driver has demonstrated to the contest officials that the boat has not been damaged to the point where it might not operate safely. This rule does not apply to R/C Combat.
2. No boats will be started with prop attached unless it is properly shrouded from the sides and rear to protect from accidental contact. The prop guard must be made of structurally rigid material. No boats will be started outside the hot pits and then carried to the launching area.
3. Method of propulsion will be of the type that functions by propeller contact with the water or air. Air prop driven boats will be limited to "1/2 A" or "A" class engines only, see Section 10 – rule A.1. Boats propelled with air props must have the prop shrouded, and must have an underwater rudder or skeg of at least one inch square. Inertia reaction devices such as rockets or jets are prohibited.
4. A positive means of engine shut-off and/or positive throttle control is required of all boats.
5. Radio on/off switches will be positioned in such a manner as to prevent accidental shut off if bumped during handling, launching, or running.

	North American Model Boat Association Official Rule Book	Section Name	KIDS COMPETITION
		Section #	26
		Page #	1 of 2
		Revised	9/7/23

A. ENTRY SPECIFICATIONS

1. Entries will be limited to junior NAMBA members, ages 12 years and younger. This class is designed for the beginner with little or no previous model boat racing experience.

B. QUALIFYING BOATS

1. Boats will be limited to the following classes:
 - a) Nitro - A Mono, A Outboard Mono, or A OPC Tunnel
 - b) Gas - G-Ltd Mono
 - c) Electric - P-Ltd Mono, P-Ltd Tunnel or P-Ltd Catamaran
2. Two or more entrants may race the same boat in the event providing they are members of the same family.

C. ENTRY FEES

1. Entry fees will be waived for this class.

D. RACE SPECIFICATIONS

1. Heats will be of either a three- or five-minute enduro type with distance counted in quarter-lap increments.
2. Number of rounds offered will be consistent with other classes offered at the contest.
3. The driver must have a pit person at all times. A second pit person will launch the boat.

E. DRIVER ASSISTANCE

1. The pit person may assist the driver with the handling of boat should the driver need assistance avoiding another boat, the shoreline, or waterfowl.
2. The Contest Director will assign special judge(s) to monitor those pit persons assisting with driving.
3. In the interest of sportsmanlike conduct and in fairness to each child entered, it is the responsibility of each pit person to report to the judge or Contest Director immediately following the heat, the approximate number of laps that the driver required assistance.

Section Name: KIDS COMPETITION	Section #	26
	Page #	2
	Revised	3/15/06


4. Decisions regarding loss of laps due to the pit person's assisting will be decided between the Contest Director and/or judge and the pit person. The driver will not be involved.
5. Adjustment of trim by the pit person is permitted.

F. SCORING

1. A 1/2 lap penalty will be assessed for infractions such as cut buoys.
2. The Contest Director will announce all cuts or infractions on the P/A system.
3. Disqualification from a heat for any reasons other than unsportsmanlike conduct is not advised.
4. Lane infractions and other driving violation penalties are discouraged, but left to the discretion of the Contest Director, dependent upon circumstances and the severity of the infraction.

G. AWARDS

1. Consistent with other classes offered at the contest, ribbons will be awarded to all places in all heats with first place awarded to the driver of the boat with the highest number of laps completed, etc.
2. Trophies should be awarded to all positions. Trophies need not be of a quality consistent with others presented at the contest.

 North American Model Boat Association Official Rule Book	Section Name	ELECTRIC
	Section #	28
	Page #	1 of 17
	Revised	9/7/23

A. GENERAL RULES

1. Electric racing rules are intended as a supplement to the general racing rules of NAMBA. In the case of a conflict, the Electric racing rules will prevail.
2. A positive method of speed control must be used. On/Off micro or variable speed controls are allowed.
3. Battery Guidelines
 - a. The following battery chemistries will be considered official for electric racing in NAMBA:
 - i) Ni-chemistry: maximum of Sub-C sized cells with nominal 1.2 volt per cell.
 - ii) Li-polymer chemistry: nominal 3.7 volts per cell.
 - iii) Li-ion chemistry: nominal 3.3 volts per cell.
 - b. Racers wishing to run alternative chemistries to those listed will be required to provide data to the contest official to verify the chemistry's volts per cell and any special safety requirements. Allowing alternative chemistries will be at the discretion of the Contest Directory based on the data provided.
 - c. For the purposes of determining maximum allowances, a "pack" will be considered any number of cells in series whose min/max nominal voltage falls within the allowed nominal voltage range for the designated class.
 - d. It is recognized that the high energy potential of modern cells can poses a potential for danger to racers, fellow members, spectators, as well as to racers pit equipment. It is therefore required that each racer keep in their charging area appropriate safety equipment. This may include fire extinguishers, safe charging enclosures, sand buckets, etc. Additionally, the hosting clubs may provide additional equipment, charging procedures, and/or charging areas as they see fit.
 - e. Chargers must be used that are specifically designed for the chemistry of cell being charged, with strict adherence on charger settings that are within manufacturers specifications (charger and cells) for charge voltage, amperage and capacity. Any racer found not in compliance will be withdrawn from the class and may be banned from competition for the remainder of the event by the Contest Director.

Section Name: ELECTRIC	Section #	28
	Page #	2
	Revised	9/7/23

4. Hull Measurement Guidelines

- a. When a hull minimum or maximum length measurement is specified for any class, that hull will be measured by placing two vertical straight edges at the furthest points fore and aft of the bow and transom of the hull. The distance between those two vertical straight edges will be measured. Hardware will not be included in the measurement.
 - b. The hull will be placed between those two vertical edges and situated in the same horizontal position in which the hull would ride on the water. Any flanges, “shoebox” overhangs or other parts of the hull that are part of the original manufacturing process will be included in the measurement.
 - c. A hull may be lengthened to comply, but material additions must become an integral part of the hull structure. If for instance, material is added to the transom, the entire transom must be lengthened and the addition must be blended in to the rest of the hull.
5. With the exception of boats run in the ECO Specialty Class, boats that are capable of self-righting are not eligible for competition. If the boats self-righting design can be disabled or otherwise rendered useless, then the Contest Director may allow it to compete.

B. OFFICIAL COURSES

1. Oval

- a. Fast Electric will follow the Official Course outlined in Section 13 - Rule C.2.
- b. NAMBA Fast Electric Heat Racing records will be maintained for the N-1 Power Parameter and 1/10th Scale Crackerbox for 3 laps on an Official Course.
- c. If a host club of a sanctioned NAMBA event has a pond that cannot fit an official course, they are allowed to use a course dimension of their choice. This information shall be listed on the race flyer and heat racing shall remain 1 mile in length, unless otherwise specified in the rulebook. No records are allowed.

Section Name: ELECTRIC	Section #	28
	Page #	7
	Revised	9/7/23

2. HULL LENGTH MEASUREMENTS

- a. Hulls in each class will not exceed the length given in the following table:

Class	Maximum
M-2	27"
N-1	N/A
N-2	27"
P-Limited	34"
P	34"
Q	40"
S	60"
T	60"

- b. See Rule A.4 in this section for measurement guidelines.

E. SPECIALITY CLASSES

1. SPORT HYDRO CLASSES

a. GENERAL RULES

- i) This SPORT HYDROPLANE section as it pertains to the fast electric rules takes precedence over any other reference to sport or scale hydroplane specifications in any other areas of the NAMBA rulebook.
- ii) Boats will be checked for rule compliance prior to racing.
- iii) Any boat not passing the technical inspection or violating the spirit of the rule will be disqualified.

b. APPEARANCE AND INTENT

- i) The intent of this class is to simulate or resemble the appearance of Unlimited and/or Limited three-point, full-bodied hydroplanes as raced full scale.
- ii) Boats which do not resemble real full-scale designs (i.e. outriggers, modified outriggers, canards, tunnels or catamarans) will not be allowed to race as Sport Hydroplanes.
- iii) Exceptions to rule E.1.b.ii as well as the technical specifications of rule E.1.c will be allowed if a hull is a commercially available scale model or a model closely resembling a full scale hydroplane that raced for more than one season. Examples: Proboat Miss Budweiser, H&M Bud Twin Wing, BBY War Eagle, DPI and H&M T-Plus.

Section Name: ELECTRIC	Section #	28
	Page #	8
	Revised	9/7/23

- iv) The deck, cockpit, tail and/or fin configuration may be changed to keep the boats interesting. Fictitious teams may be created within the spirit of the past and present Limited and Unlimited Hydroplanes.
- v) The boat shall have a painted driver figure in open cockpits, or a real or simulated windshield for enclosed cockpits.
- vi) The boat must be painted in the spirit of Limited/Unlimited racing. Each boat must have a sponsor's name or logo affixed to the hull. This sponsor will be of the builder's choice and can be a fictitious entity. Each boat will also display race numbers of the driver's choice affixed to each side of the hull or deck.
- vii) The boat must have the driver's NAMBA membership number displayed above the at-rest waterline on the hull in numbers a minimum of 1/4" tall in a manner so as to be visible to an onlooker.
- viii) The boat may be purchased ready built, modified from an existing hull, or scratch built from any suitable material generally used in model boat construction.

c. HULL SPECIFICATIONS

- i) Hulls shall conform to the hull length measurements in rule D.2.a in this section.
- ii) All riding surfaces (drive train and prop not included) must be in the front 50% of the total hull length.
- iii) A single triangular (from side profile) stuffing box for the driveline will be allowed as long as its primary purpose is to house the driveline and dimensions don't unreasonably exceed that purpose.
- iv) Ride pads and/or steps are allowed but must be an integral part of the sponson design.
- v) Picklefork hulls shall not have open areas ahead of the aft edge of the sponson riding surface totaling more than 25% of the total hull length.
- vi) No boat shall have an afterplane* greater than 60% of the total length of the boat. The afterplane will be measured from the back of the front sponson planing surface to the transom. Note: The afterplane is the entire main hull aft of the sponsons; i.e. the "fuselage".

Section Name: ELECTRIC	Section #	28
	Page #	13
	Revised	9/7/23

5. ELECTRIC 1/8 SCALE UNLIMITED HYDROPLANE

a. General Rules

- i) Electric Scale Unlimited Hydroplane rules will follow the Scale Unlimited Hydroplane rules (see Section 21) with the exception of the following:
- ii) Electric Scale Unlimited Hydroplane rules are intended as a supplement to the Electric general rules. In the case of a conflict with the Scale Unlimited Hydroplane rules (see Section 21), the Electric rules will prevail.

b. Power Specifications

- i) Motors shall not exceed the manufacturer's kV rating of 860 kV (950kV breakout threshold).
- ii) Motors may not have a motor case exceeding the following dimensions, including any bearing protrusions:
 - (a) Length: 105 mm (4.134 in.)
- iii) Diameter: 42 mm (1.654 in. Motors without permanently marked factory kV rating will undergo technical inspection to verify rule compliance.
- iv) Twin motors are not allowed.

c. Drivetrain Specifications

- i) No gear boxes allowed.
- ii) Any propeller may be used up to maximum of 57mm in diameter.

d. Batteries

- i) A maximum capacity of 8S Lithium Polymer (LiPo) batteries are allowed. Only LiPo batteries with a cell rating of 4.20 or less volts per cell are allowed.
- ii) LiHV batteries with per cell capacities to 4.35 volts or higher are not allowed.

Section Name: ELECTRIC	Section #	28
	Page #	14
	Revised	9/7/23

e. Motor kV inspection procedure and formulas

- i) The following formula will be used to determine a brushless motor kV output:

$$kV = (120f/p)/(1.343V)$$

Variable definitions:

f = frequency of the motor, as measured in hertz (Hz)

p = number of poles in the motor

V = voltage measured across the motor, as measured in volts (V)

- ii) It is recognized that identical technical inspections of FE motors can provide different results for two or more identically represented motors. Because of this, 950 kV is the “may not exceed” kV output value.

- iii) Technical Testing Process for Determining a Brushless Motor KV Output:

(a) Tools/motor information/KV formula needed for testing:

- (i) Drill motor capable of at least 1200 RPM.
- (ii) Multimeter with frequency-checking capability.
- (iii) Number of poles on the motor to be tested (i.e., 2, 4, 6).
- (iv) Formula as stated in rule E.6.e.i in this section.

(b) Testing motor KV output:

- (i) Attach the multimeter leads to any 2 of the 3 wires extending from the motor.
- (ii) Connect the motor shaft to the drill motor chuck. This can be done by removing the motor from the boat and directly attaching the drill chuck to the motor shaft. If the motor is still in the boat, remove the propeller and attach the drill chuck to the stub shaft/cable driveline.
- (iii) Set the multimeter to “Frequency” mode and spin the motor with the drill until the reading is shown. Record the frequency.

Section Name: ELECTRIC	Section #	28
	Page #	15
	Revised	9/7/23

(iv) Set the multimeter to “Voltage” mode and spin the motor with the drill until the reading is shown. Record the voltage.

(v) Plug the f, p and V values into the equation provided (28.E.6.e.i). The result is the motor’s KV output.

6. ELECTRIC 1/10 SCALE UNLIMITED HYDROPLANE

a. General Rules

- i) The intent of this class is to replicate the look and competition of real unlimited hydroplane racing. Boats are 1/10-scale replicas (one inch equals 10 inches) of the real boats that have raced on the unlimited circuit. This class shall emphasize scale accuracy.
- ii) Electric 1/10 Scale Unlimited Hydroplane rules will follow the Scale Unlimited Hydroplane rules (see Section 21) with the exception of the following.
- iii) Electric 1/10 Scale Unlimited Hydroplane rules are intended as a supplement to the Electric General and Sport Hydro rules. In the case of a conflict with the Scale Unlimited Hydroplane rules (see Section 21) the Electric rules will prevail.

b. Hull Specifications:

- i) Belly pans or blisters, if added, must be no larger than 2.5 inches wide by 4 inches long.
- ii) Air dams, if installed, must be below the deck line and unobtrusive and not extend beyond the bow.
- iii) Anhedraled left sponsons and modern style sponsons are not allowed on boats running in the vintage class.
- iv) Boats shall use a single rudder at any mounting location on the transom. The center of the rudder post shall not be located more than 1.75 inches behind the transom.

c. Drive Train

- i) Any shaft may be used provided it maintains a straight line from hull exit through the strut.

Section Name: ELECTRIC	Section #	28
	Page #	16
	Revised	9/7/23

- ii) No gearbox of any configuration is allowed.
- iii) Any single propeller may be used, and a portion of the propeller must be under the transom. The drive dog is defined as not a part of the propeller

d. Motor Specifications

i) Currently approved motors

Brand	Model	Description
AquaCraft	AQUG7000	L36/56 7.2-18V – 6 pole brushless
Himax	HB3630	1500 brushless – 6 pole brushless
ProBoat	PRB3310	A3630-1500 – 6 pole brushless
	DYNM3835	A3630-1500kv – 6 pole brushless, water cooled, marine motor

- ii) No modifications may be made to the motor. Except for normal wear, drive flats or keys, electrical connectors and water cooling, it must be run as shipped from the manufacturer.
- iii) Power Limits: 10.1 to 15 Volts nominal, any chemistry. Maximum of 2 packs in parallel. Maximum total capacity shall be 10,000 mAh.

e. Class Specifications

i) Vintage Class

- (a) Defined as those boats conforming to NAMBA Master Hull Roster (MHR) numbers 2730 through 7008 inclusive, and MHR numbers: 7102, 7132, 7171, 7206, 7221, 7422, 7499 and 7505.
- (b) Skid/turn fin shall be mounted to the inside of the left sponson and shall not extend beyond the back of the sponson. The size is limited to a maximum of 2 inches wide by 1 inch deep measured from the sponson riding surface. No hook shaped skid fins are allowed.

ii) Modern Class

- (a) Defined as those boats conforming to NAMBA Master Hull Roster numbers 7025, 7029, 7175, 7177, 7207, 7251, 7325, 7402, 7441, 7455, 7495, and numbers 7571 through 0717 and beyond.
- (b) Follows all rules listed above except:
- (c) Any shaft may be used.

Section Name: ELECTRIC	Section #	28
	Page #	17
	Revised	9/7/23

(d) Sponson design shall be up to the builder as long as it does not change the outline shape of the hull.

(e) Skid/turn fin shall be similar in appearance and location to the full size boat (mounted to the back of the sponson). The size, shape and precise location shall be determined at the discretion of the owner. No hook-shaped skid fins are allowed.

f. Race Format

- i) Shall be as set forth in Section 21 Rule B plus the following:
- ii) All boats shall travel COUNTER-CLOCKWISE around the course turning LEFT.
- iii) A one minute countdown procedure using an audio countdown clock shall be used to start each heat. The start of the race is at the initial sound of the horn/gun.
- iv) A boat must be in the water and running at the 30-second mark. Once running, a boat must remain in constant forward motion or be assessed a one lap penalty.
- v) All boats must fully circle the right and left hand turns (in that order) before being allowed to start.

7. CATAMARAN

a. General Rules

- i) Catamaran rules are intended as a supplement to the General Racing rules of NAMBA. In the case of conflict, the Electric Catamaran rules will prevail.

b. Hull Specifications

- i) Catamarans shall be a stand-off scale version of an Offshore Catamaran style of hull, with two sponsons that normally run the full length of the hull.
- ii) Sponsons are separated and connected together by a tunnel.
- iii) Sponsons may have lateral breaks.
- iv) Inboard or outboard mounting of the motor(s) is permissible.
- v) Hull length must conform to those listed in Rule D.2.a in this section for each Power Specification

This page intentionally left blank.