 North American Model Boat Association Official Rule Book – Update	Update #	2014-3
	Date	10/8/14

Enclosed you will find the latest Rule Book updates. To keep your Rule Book current and up to date, please make the page replacements listed below. If you feel that you have missed any updates please call the Executive Secretary to get an additional copy and/or for clarification of current revisions.

Section

Summary of changes

Table Of Contents

Remove pages: v - vi (*dated 5/28/13*)
 Insert pages: v - vi (*dated 10/8/14*)

Reflect updates to sections listed below

1 - General

Remove pages: 1 - 2 (*dated 7/9/12*)
 Insert pages: 1 - 2 (*dated 10/8/14*)

Modification of rule updated by Board Of Directors:
 - Rule B.1: To better define membership
 - Rule B.9.b: Remove reference to actual fee

9 - Insurance

Remove pages: 1 - 2 (*dated 3/15/06*)
 Insert pages: 1 - 2 (*dated 10/8/14*)

Modification of rules updated by Board Of Directors to reflect current insurance coverage:
 - Rules B.1, B.4, B.5

28 - Electric

Remove pages: 1 - 16 (*dated various*)
 Insert pages: 1 - 17 (*dated 10/8/14*)

- Reformatting of Rule A.3 to more easily reference parts of it.
 - Modification of Rule A.3.d and addition of Rule A.3.e, passed by Board Of Directors to reflect additional safety requirements.
 - Correction of Rule D.1.b to reference correct rule number (update missed with reorganization in update 2011-2)
 - Added reference to where power specifications are defined to the end of Rule E.3.c.i and E.6.b.i.

Section Name: TABLE OF CONTENTS	Page #	v
	Revised	10/8/14

21. SCALE UNLIMITED HYDROPLANE	
A. General Rules.....	1
B. Race Format	1
C. Hull Specifications.....	2
D. Engine Specifications.....	3
E. Master Hull Roster	3
F. Scale Concours Judging.....	4
22. ENDURO	
A. Endurance	1
B. Rules	1
23. DEEP VEE	
A. General Rules.....	1
B. Race Format	1
C. Hull Specifications.....	1
D. Engine Specifications.....	2
24. OFFSHORE	
A. General Rules.....	1
B. Hull Specifications.....	1
C. Engine Specifications.....	1
D. Race Format	2
E. Race Courses.....	2
F. Concours Judging.....	3
25. TEAM MARATHON	
A. General Rules.....	1
B. Race Format	1
C. Hull Specifications.....	1
D. Engine Specifications.....	1
E. Lap Counting	2
F. Equipment Repair and Parts Replacement.....	2
26. KIDS COMPETITION	
A. Entry Specifications	1
B. Qualifying Boats	1
C. Entry Fees	1
D. Race Specifications	1
E. Driver Assistance	1
F. Scoring	2
G. Awards	2


Section Name: TABLE OF CONTENTS	Page #	vi
	Revised	10/8/14

27. GAS

A. General Rules.....	1
B. Class Specifications	1
1. G Class Rules.....	1
2. Open Class Rules	2
C. Hull Specifications.....	3
1. General.....	3
2. Monoplane	3
3. Outrigger Hydroplane	4
4. Sport Hydroplane	4
5. Catamaran	4
6. Crackerbox	4
7. Classic Crackerbox	5
D. Speciality Classes.....	5
1. Classic Thunderboat.....	5
2. Jersey Skiff.....	7
3. Gas Scale Unlimited Hydroplane.....	8

28. ELECTRIC

A. General Rules.....	1
B. Official Courses	2
1. Oval.....	2
2. M Offshore.....	3
3. Offset Offshore	3
C. Race Format	4
D. Class Specifications	5
1. Power Specifications.....	5
2. Hull Length Measurement	6
E. Specialty Classes.....	7
1. Sport Hydro Classes.....	7
2. Offshore Classes	8
3. 1/10 th Scale Crackerbox	11
4. OPC Tunnel	12
5. ECO.....	12
6. Electric 1/8 Scale Unlimited Hydroplane	14
7. Electric 1/10 Scale Unlimited Hydroplane	14
8. Catamaran	17

	North American Model Boat Association Official Rule Book	Section Name	GENERAL ORGANIZATION INFORMATION
		Section #	1
		Page #	1 of 2
		Revised	10/8/14

A. NAME AND DEDICATION

1. This association will be known as the North American Model Boat Association International hereinafter called NAMBA International.
2. NAMBA will be dedicated to the progress and expansion of model boating and the aid and development of youth and youth activities through fellowship, sportsmanship, and competition.

B. MEMBERSHIP


1. The membership will consist of clubs and individuals interested in the advancement and enjoyment of model boating through test running, sport running, and/or racing at organized club, district, or national events.
2. Each member will automatically become a member of the district in which they reside.
3. Membership in NAMBA will be obtained by completing the appropriate form and sending it with the applicable fee to either the member's club or directly to the NAMBA office.
4. In order to retain the same NAMBA number each year, the member must renew before January 1 of the following year. After January 1, all numbers are declared open and may be re-issued.
5. Membership in NAMBA is proof of a right to enter any NAMBA sanctioned contest.
6. The current membership fee will be paid per calendar year and will not be prorated for a portion of a year.
7. Dues will include insurance under the auspices of the current NAMBA insurance plan.
8. Changes in dues will be included in renewal notices each year and will not necessitate a constitutional amendment.
9. Single Event Membership
 - a. This special membership is offered for non-NAMBA members attending a NAMBA event.
 - b. The boater desiring this membership will complete a single event membership form and will pay the applicable single event fee. The host club must mail the form and the fee to the NAMBA office immediately following the event.

Section Name: GENERAL ORGANIZATION INFORMATION	Section #	1
	Page #	2
	Revised	10/8/14

- c. Single event insurance is valid for the dates of the event only and only on the site indicated.
- d. Single event insurance may only be used once in any calendar year by a specific individual. Should that individual desire to participate in a second event in a calendar year, a full membership will be required.
- e. The single event fee paid at one event will be credited to the price of the full membership should that membership be consummated within the same calendar year.

C. CLUBS

- 1. A group of members may register to become a NAMBA club by completing the appropriate form, and sending it with the applicable fee to the NAMBA office.
- 2. The Secretary and the President of a NAMBA club must be members of NAMBA.

 North American Model Boat Association Official Rule Book	Section Name	INSURANCE
	Section #	9
	Page #	1 of 2
	Revised	10/8/14

A. GENERAL

1. NAMBA insurance is provided to members upon payment of the appropriate fees.
2. NAMBA membership provides coverage for the calendar year. It is not prorated.
3. Single event members are covered to the same extent as full members during the event for which they have paid the single event membership fee.

B. LIABILITY AND PROPERTY DAMAGE INSURANCE

1. NAMBA insurance provides the member with \$1,000,000 per occurrence/\$2,000,000 aggregate in liability and property damage coverage in the event that they should be involved in an accident in which a spectator is injured or damage is done to a NAMBA insured site. NAMBA insurance also includes a \$1,000,000 umbrella policy to provide additional coverage per occurrence.
2. NAMBA property damage insurance does not cover damage done to another model boat in the normal course of running.
3. NAMBA liability insurance is primary coverage.
4. NAMBA liability insurance is for both the individual member and the owner of insured sites. To ensure coverage, NAMBA members may only participate in running boats at NAMBA insured sites.
5. NAMBA liability/property damage insurance is in effect any time a member is running a boat at a NAMBA insured site, not just during sanctioned events, as long as the member is observing all the NAMBA safety rules.
6. A member is not covered under NAMBA insurance when participating in an event which is sanctioned by another organization which also provides liability and property damage insurance for its members. This restriction applies whether this other insurance is of a primary or secondary nature.
7. NAMBA liability/property damage insurance has a \$500 deductible. This deductible may be paid by NAMBA.

C. PERSONAL ACCIDENT INSURANCE


1. NAMBA personal accident insurance provides a member with a \$1,000,000 personal accident policy which covers injuries which may occur while running a boat or while assisting someone else with their boat.

Section Name: INSURANCE	Section #	9
	Page #	2
	Revised	10/8/14

2. NAMBA personal accident insurance is secondary insurance. The member must utilize any other health or accident insurance that they have available before the NAMBA insurance can be accessed.
3. NAMBA personal accident insurance has a \$100 deductible. This deductible may be paid by NAMBA.

D. SITE INSURANCE

1. Additional site insurance is available to protect the owner of the running site with the same coverage as is afforded the individual member under the liability/property damage policy.
2. NAMBA site insurance provides insurance for, and names as an additional insured, the site owner only when the accident involves a NAMBA member.
3. Site insurance may be obtained by a registered NAMBA club by completing the appropriate form and sending it with the applicable fee to the NAMBA office.

 North American Model Boat Association Official Rule Book	Section Name	ELECTRIC
	Section #	28
	Page #	1 of 17
	Revised	10/8/14

A. GENERAL RULES

1. Electric racing rules are intended as a supplement to the general racing rules of NAMBA. In the case of a conflict, the Electric racing rules will prevail.
2. A positive method of speed control must be used. On/Off micro or variable speed controls are allowed.
3. Battery Guidelines
 - a) The following battery chemistries will be considered official for electric racing in NAMBA:
 - i) Ni-chemistry: maximum of Sub-C sized cells with nominal 1.2 volt per cell.
 - ii) Li-polymer chemistry: nominal 3.7 volts per cell.
 - iii) Li-ion chemistry: nominal 3.3 volts per cell.
 - b) Racers wishing to run alternative chemistries to those listed will be required to provide data to the contest official to verify the chemistry's volts per cell and any special safety requirements. Allowing alternative chemistries will be at the discretion of the Contest Directory based on the data provided.
 - c) For the purposes of determining maximum allowances, a "pack" will be considered any number of cells in series whose min/max nominal voltage falls within the allowed nominal voltage range for the designated class.
 - d) It is recognized that the high energy potential of modern cells can pose a potential for danger to racers, fellow members, spectators, as well as to racers pit equipment. It is therefore required that each racer keep in their charging area appropriate safety equipment. This may include fire extinguishers, safe charging enclosures, sand buckets, etc. Additionally, the hosting clubs may provide additional equipment, charging procedures, and/or charging areas as they see fit.
 - e) Chargers must be used that are specifically designed for the chemistry of cell being charged, with strict adherence on charger settings that are within manufacturers specifications (charger and cells) for charge voltage, amperage and capacity. Any racer found not in compliance will be withdrawn from the class and may be banned from competition for the remainder of the event by the Contest Director.

Section Name: ELECTRIC	Section #	28
	Page #	2
	Revised	10/8/14

4. Hull Measurement Guidelines

- a) When a hull minimum or maximum length measurement is specified for any class, that hull will be measured by placing two vertical straight edges at the furthest points fore and aft of the bow and transom of the hull. The distance between those two vertical straight edges will be measured. Hardware will not be included in the measurement.
- b) The hull will be placed between those two vertical edges and situated in the same horizontal position in which the hull would ride on the water. Any flanges, “shoebox” overhangs or other parts of the hull that are part of the original manufacturing process will be included in the measurement.
- c) A hull may be lengthened to comply, but material additions must become an integral part of the hull structure. If for instance, material is added to the transom, the entire transom must be lengthened and the addition must be blended in to the rest of the hull.

B. OFFICIAL COURSES

1. Oval

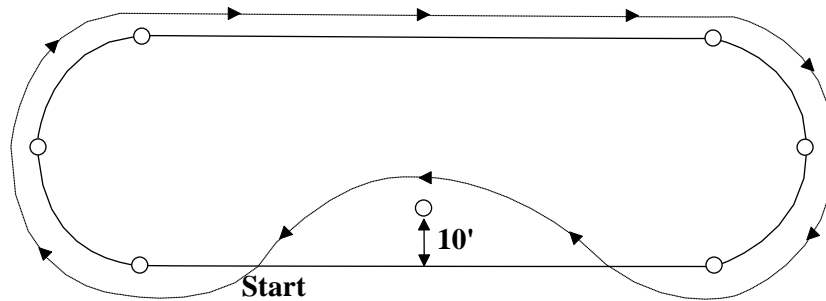
- a) Fast Electric will follow the Official Course outlined in Section 13.
- b) NAMBA Fast Electric Heat Racing records will be maintained for the N-1 Power Parameter and 1/10th Scale Crackerbox for 3 laps on an Official Course.
- c) If a host club of a sanctioned NAMBA event has a pond that cannot fit an official course, they are allowed to use a course dimension of their choice. This information shall be listed on the race flyer and heat racing shall remain 1 mile in length, unless otherwise specified in the rulebook. No records are allowed.

Section Name: ELECTRIC	Section #	28
	Page #	3
	Revised	10/8/14

2. M Offshore

- a) Course will be a standard oval with a left turn buoy which will be placed halfway down the middle of either the front or back straightaway and 10 feet inside the course (see diagram).

“M” Offshore Course

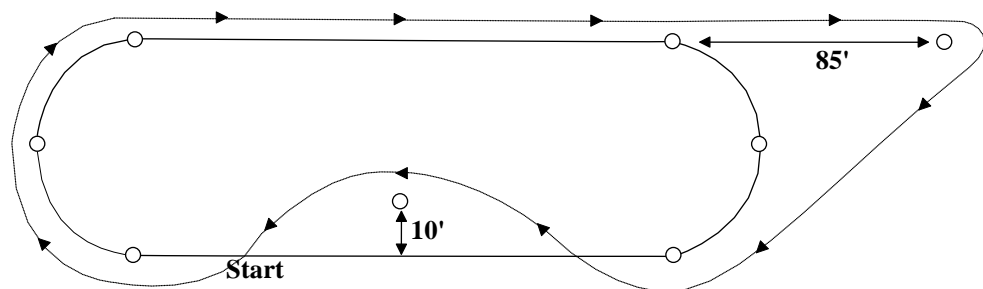


3. Offset Offshore

- a) Same as the “M” course with the addition of an “Offset Buoy”. The Offset Buoy will be positioned in line with either the front or back straightaway, and 85 ft. from any of the course’s 4 outside turn buoys.

This diagram is provided as example and illustrates the right rear offset with the left turn buoy in the front straightaway.

Offset Offshore Course



Section Name: ELECTRIC	Section #	28
	Page #	4
	Revised	10/8/14

C. RACE FORMAT

1. Launches - Hand launching or dead-in-the-water launching will be at the driver's discretion.
2. Starts - Two types of starts will be permissible for heat racing. The choice of start format is up to the individual district or Contest Director.
 - a) Flying Clock Start
 - i) The clock system used may be a visual clock or an audio tape type clock.
 - ii) An audible sound or statement will start the Pit Time. Pit Time will be one minute, and a horn or audible sound will signal the end of this time period.
 - iii) Clock Time (Mill Time) will commence immediately upon the expiration of Pit Time, and will last for 30 seconds. At 10 seconds, no more boats will be allowed to be launched. Any boat launched after this time will be ordered off the course and will receive a "Did Not Start" for that heat.
 - iv) All boats will leave the launch area and will go to the left of the start buoy and to the right of the buoys in the left end of the course. All boats will then utilize a 3/4 mill during Pit Time and during Clock Time.
 - v) The start of the race will be at the end of Clock Time when the countdown reaches zero. All stop watches will be started at this point, and will be stopped when the driver finishes the required laps.
 - vi) All boats coming from the right turn at the start of the race will adhere to the five second rule. All boats jumping the start will proceed around the complete course to the start line for a legal start. No boat may be stopped on the course for the purpose of waiting in order to better time the start. A disqualification will be given for this infraction.
 - b) LeMans Start
 - i) The official start of the heat will be a signal from the Contest Director.
 - ii) All stop watches will be started at the signal, and will be stopped when the driver finishes the required laps.

Section Name: ELECTRIC	Section #	28
	Page #	5
	Revised	10/8/14

- iii) All boats will race toward buoy one and two on the left end of the course, and will continue around the course to the start/finish line. This will constitute the completion of the first lap under power.

D. CLASS SPECIFICATIONS

1. POWER SPECIFICATIONS

- a) The following motor and cell configurations will be considered official for electric racing in NAMBA:

Class	Motor Type	Power Limits (Volts nominal)	Capacity (mAh)
M-2*	Any single motor.	0 - 4.0 V	10,000 max
N-1	Any current ROAR approved stock .05 motor.	0 - 7.5 V	
N-2	Any single motor.		
P-Limited	Any single motor from the approved motor list, see rule D.1.d below.	10.1 - 15.0 V	
P	Any amount and/or size of motors	15.1 - 22.5 V	12,000 max
Q		22.6 - 30.0 V	
S*		15.1 - 40.0 V	
T			

** Note: Classes M-2 and S will be allowed for SAW and 2-Lap Competition only.*

- b) All of the above Power Specification may be further divided into various hull types. For specifications on these hull types see Section 11, as well as rule E in this section.
- c) There are two acceptable multi-motor configurations for the Power Specifications that allow multiple motors:
- i) Each motor must see a nominal voltage within the Power Specification. The mAh capacity maximum within the same Power Specification is for all motors combined.
 - ii) The sum of the nominal voltages powering each motor must be within the Power Specification. The mAh capacity maximum within the same Power Specification is for each motor.
- d) P-Limited Approved Motors
- i) The motors shall be used as shipped from the manufacturer, with the exception of creating a drive shaft flat spot, adding water cooling, and allowing the motor to be connected to the ESC by any means.

Section Name: ELECTRIC	Section #	28
	Page #	6
	Revised	10/8/14

ii) Currently approved motors

Brand	Model	Description
AquaCraft	AQUG7000	L36/56 7.2-18V – 6 pole brushless
	AQUG7001	36-56-2030 – 6 pole brushless
	AQUG7002	36-56-1800 – 6 pole brushless
Himax	HB3630	1500 brushless – 6 pole brushless
ProBoat	PRB3310	A3630-1500 – 6 pole brushless
	PRB4017	A3630-1800 – 6 pole brushless
	DYNM3835	A3630-1500kv – 6 pole brushless, water cooled, marine motor
	DYNM3830	A3630-1800kv – 6 pole brushless, water cooled, marine motor

iii) In addition, the CD has the discretion to allow the following:

- (a) An aftermarket motor that is a re-labeled and exact copy of any approved motor.
- (b) Any generational change of an approved motor, or a motor that is used in a Ready To Run (RTR) offering from a manufacturer that produces over 100 units of said offering, as long as there is no more than a 5% increase in any of the following manufacturers specifications as compared to any single approved motor: Kv, maximum constant amperage rating, mass, and MSRP.
- (c) The race flyer shall list additional allowed motors for the event

2. HULL LENGTH MEASUREMENTS

- a) Hulls in each class will not exceed the length given in the following table:

Class	Maximum
M-2	27"
N-1	N/A
N-2	27"
P-Limited	34"
P	34"
Q	40"
S	60"
T	60"

- b) See Rule A.4 in this section for measurement guidelines.

Section Name: ELECTRIC	Section #	28
	Page #	7
	Revised	10/8/14

E. SPECIALITY CLASSES

1. SPORT HYDRO CLASSES

a) GENERAL RULES

- i) This SPORT HYDROPLANE section as it pertains to the fast electric rules takes precedence over any other reference to sport or scale hydroplane specifications in any other areas of the NAMBA rulebook.
- ii) Boats will be checked for rule compliance prior to racing.
- iii) Any boat not passing the technical inspection or violating the spirit of the rule will be disqualified.

b) APPEARANCE AND INTENT

- i) The intent of this class is to simulate or resemble the appearance of Unlimited and/or Limited three-point, full-bodied hydroplanes as raced full scale.
- ii) Boats which do not resemble real full-scale designs (i.e. outriggers, modified outriggers, canards, tunnels or catamarans) will not be allowed to race as Sport Hydroplanes.
- iii) Exceptions to paragraph 2b as well as the technical specifications of paragraph 3 will be allowed if a hull is a commercially available scale model or a model closely resembling a full scale hydroplane that raced for more than one season. Examples: Proboat Miss Budweiser, H&M Bud Twin Wing, BBY War Eagle, DPI and H&M T-Plus.
- iv) The deck, cockpit, tail and/or fin configuration may be changed to keep the boats interesting. Fictitious teams may be created within the spirit of the past and present Limited and Unlimited Hydroplanes.
- v) The boat shall have a painted driver figure in open cockpits, or a real or simulated windshield for enclosed cockpits.
- vi) The boat must be painted in the spirit of Limited/Unlimited racing. Each boat must have a sponsor's name or logo affixed to the hull. This sponsor will be of the builder's choice and can be a fictitious entity. Each boat will also display race numbers of the driver's choice affixed to each side of the hull or deck.
- vii) The boat must have the driver's NAMBA membership number displayed above the at-rest waterline on the hull in numbers a minimum of 1/4" tall in a manner so as to be visible to an onlooker.

Section Name: ELECTRIC	Section #	28
	Page #	8
	Revised	10/8/14

viii) The boat may be purchased ready built, modified from an existing hull, or scratch built from any suitable material generally used in model boat construction.

c) HULL SPECIFICATIONS

- i) Hulls shall conform to the hull length measurements in rule D.2.a in this section.
- ii) All riding surfaces (drive train and prop not included) must be in the front 50% of the total hull length.
- iii) A single triangular (from side profile) stuffing box for the driveline will be allowed as long as its primary purpose is to house the driveline and dimensions don't unreasonably exceed that purpose.
- iv) Ride pads and/or steps are allowed but must be an integral part of the sponson design.
- v) Picklefork hulls shall not have open areas ahead of the aft edge of the sponson riding surface totaling more than 25% of the total hull length.
- vi) No boat shall have an afterplane* greater than 60% of the total length of the boat. The afterplane will be measured from the back of the front sponson planing surface to the transom. Note: The afterplane is the entire main hull aft of the sponsons; i.e. the "fuselage".
- vii) The width of the transom bottom shall be no less than 65% of the width between the inside edges of the front sponson planing surfaces. An exception to this will apply to scratch build scale designs of full sized boats that are full bodied 3 points hydroplanes but have an afterplane that tapers sharply at the transom. Example: Lauterbach shovel-noses.

d) DRIVE TRAIN

- i) The drive train is entirely at the modeler's discretion, including location of the drive dog and strut, if used.

2. OFFSHORE CLASSES

a) General Rules

- i) Electric Offshore racing rules are intended as a supplement to the general racing rules of NAMBA. In case of a conflict the Electric Offshore racing rules will prevail.

Section Name: ELECTRIC	Section #	28
	Page #	9
	Revised	10/8/14

b) Hull Specifications

- i) Offshore hulls must be a Deep-Vee (16 to 28 degree “V” angle) or Offshore Catamaran type hull.

If a hull is not a Deep Vee or a Catamaran, then there must be proof that the hull type it resembles actually did race as a full scale offshore boat. The boat must look like an authentic Offshore APBA / SBI / UIM hull from a distance of 10 ft. (See rule E.2.b.iii in this section below for guidelines.) Photographic proof will be the required as evidence that the hull complies with guidelines set forth in this paragraph.

- ii) Stepped hulls and flat keel ride pads will be allowed on both Deep Vee and Catamaran type hulls.
- iii) Closed cockpits must have windshields. Windshields can either be clear, tinted or colored. Open cockpits must have drivers. Boats are to be decorated with paint and or by graphic applications (decals) which must include at least two real or fictitious sponsors.
- iv) All boats must have numbers printed or painted on the hulls above the waterline. They can be either fictitious race numbers or NAMBA membership numbers. They should be as clearly visible in relation to the size of the hull as they would be on a full-size race boat.

c) Race Format

- i) The length of each heat will be in two minute increments. For NAMBA record purposes the standard length will be four minutes.
- ii) A flying clock start as described in rule C.2.a in this section or Le Mans start as described in rule C.2.b in this section.

If a Le Mans start is the chosen method, all boats in the heat are to be lined up in the water, at the shore, pointed at the first buoy. The Contest Director will insure that all boats are equally spaced parallel to each other so that no boat has an advantage over another.

Each driver’s pit person will keep a minimum of one hand on the boat until the CD starts the heat with a short verbal or recorded countdown. (3, 2, 1, Start!, for example.) The pit person will keep the boat stationary and is not allowed to generate ANY forward motion either before or after the official start.

- iii) Driving will be in accordance with all NAMBA Rules of Racing.

Section Name: ELECTRIC	Section #	28
	Page #	10
	Revised	10/8/14

d) Penalties

- i) Jump starts will incur a one lap penalty. One lap will be deducted from the total lap count of the offending racer.
- ii) If a Le Mans start is used, any boat that is in forward motion and not manually restrained and kept stationary before the start will be assessed a one lap deduction from that boat's total lap count.
- iii) If a boat passes another boat after the official time has expired, the pass will not count. This includes passes caused by any movement including drifting and/or coasting

e) Race Courses

- i) Clubs and events may choose between two offshore courses:
 - (a) Offset Offshore Course - see rule B.3 in this section
 - (b) M Offshore Course - see rule B.2 in this section
- ii) Record Courses
 - (a) No records are allowed for Offshore Classes.
- iii) Awards
 - (a) Awards will be presented in each class based on the total number of laps accumulated.
 - (b) Offshore points may be used for team points and high points awards at the discretion of the host club.
 - (c) At the hosting club's discretion, Offshore Team Points may be awarded as follows:
 - (i) Boats will be awarded points based on where the boat is positioned on the course when the official time expires. Points schedule will be as described in the Section 18 - rule J.1. The lead boat will receive 400 points, 2nd 300, 3rd 225, etc.
 - (d) Also at the hosting club's discretion, an "Offshore Champion" award may be awarded to the individual racer with the most accumulated laps over all Offshore classes run. In the event there is a tie then it will be awarded based on point system for team points (rule E.2.e.iii.c in this section – right above).

Section Name: ELECTRIC	Section #	28
	Page #	11
	Revised	10/8/14

3. 1/10 SCALE CRACKERBOX

- a) Purpose - To duplicate in 1/10 scale the American Power Boat Association Crackerbox One Design Runabout.
- b) Hull Specifications
 - i) Hulls must be within 1/8 inch of the appropriate hull.
 - ii) The deck/hatch must resemble that of the full scale hull.
 - iii) The boat must be painted in the spirit of a racing scale model. Each boat will have the driver's NAMBA number preceded by the letter "P".
 - iv) Two drivers of scale-like appearance must be used in the driver/rider compartment. The driver must have orange colored helmets and live jackets.
 - v) The dead rise of the transom will be 3/8 of an inch in total (3/16 of an inch per side), with a transom width of 6 3/8 inches.
 - vi) Drive Train
 - (a) A single motor will be coupled directly to a straight drive shaft. A flex shaft may be used in a straight tube.
 - (b) The propeller may not extend beyond the back edge of the transom.
 - (c) Steering will be by a rudder mounted under the hull or attached to the transom.
- c) Motor Specifications
 - i) Power parameters for this class will comply with class "N-1" specifications, as noted in rule D.1.a in this section.
- d) Race Format
 - i) Heat racing format will be used.
 - ii) The Contest Director will determine the scoring format, i.e. total points or a "winner take all" final heat format.

Section Name: ELECTRIC	Section #	28
	Page #	12
	Revised	10/8/14

4. OPC TUNNEL

a) General Rules

- i) Electric Outboard Racing Rules are intended as a supplement to the general racing rules of NAMBA. In the case of conflict the Electric Outboard racing rules will prevail.

b) Hull Specifications

- i) Hull specification are the same as those for standard Outboard tunnels, as defined in Section 19 - Rules D.2 and D.3, except for a limit on length.
- ii) Hull length must conform to those listed in Rule D.2.a in this section for each Power Specification.

c) Motor Specifications

- i) An “outboard” is defined as a complete motor and propulsion unit that can be attached to and removed from the outside of the hull as one unit.
- ii) The outboard will be the single means of controlling the direction of the boat.

d) Records

- i) OPC records can be set in the P-Limited, P and T Power Specifications.

5. ECO

- a) Purpose - to provide an “economical” electric class utilizing affordable and readily available 05 motors and economical hardware.

b) General Rules

- i) These ECO Class electric racing rules are intended as a supplement to the general and Electric racing rules of NAMBA. In the case of a conflict, ECO class rules will prevail.
- ii) This class will comply with the existing rules for electric Offshore with exceptions as specified below.

Section Name: ELECTRIC	Section #	28
	Page #	13
	Revised	10/8/14

c) Hull Specifications

- i) This class will comply with the existing rules NAVIGA ECO class.
- ii) Boats must use a submerged drive with the rudder pivot forward of the transom.
- iii) There is no minimum or maximum hull length.

d) Motor Specifications

- i) A Limited Modified class utilizing any NORCA approved motor as defined by current NORCA 19T Limited Modified rules. 1-6 cells are permitted.
- ii) Any ROAR-approved stock motor as defined by current ROAR parameters. 1-6 cells are permitted.
- iii) Motors must be in accordance with current NORCA rules for 19T Limited Modified Motors, or with ROAR motor rules for stock motors. From 1 to 6 Sub-C cells only are permitted; any battery chemistry is allowed.

e) Official Courses

- i) The course size for records will be the standard electric Offshore course.
- ii) In the absence of a legal Offshore course, the host club may use any oval format desired. Records may not be set on such a course.
- iii) The host club may elect to use a NAVIGA Triangle course as defined in current NAVIGA rules.
- iv) Straight-line racing will utilize the standard NAMBA 1/16 mile straight-line course. Straight-line records must be set using cells described above.

v) Record Courses

- (a) Must be a NAMBA 1/10 mile electric course.
- (b) The left turn entrance buoy is to be located 45 feet from each turn exit buoy.
- (c) The left turn exit buoy is to be located 45 feet from the left turn entrance buoy.

Section Name: ELECTRIC	Section #	28
	Page #	14
	Revised	10/8/14

f) Race Format

- i) The length of each heat will be in two minute increments (i.e. four, six, eight, etc). When time is called, boats will race to the Start/Finish line to determine the final positions.
- ii) A flying clock start or a Le Mans type start may be used.

6. ELECTRIC 1/8 SCALE UNLIMITED HYDROPLANE

a) General Rules

- i) Electric Scale Unlimited Hydroplane rules will follow the Scale Unlimited Hydroplane rules (see Section 21) with the exception of the following:
- ii) Electric Scale Unlimited Hydroplane rules are intended as a supplement to the Electric general rules. In the case of a conflict with the Scale Unlimited Hydroplane rules (see Section 21), the Electric rules will prevail.

b) Motor Specifications

- i) Power parameters for this class shall comply with class "T" specifications, as noted in rule D.1.a in this section.

7. ELECTRIC 1/10 SCALE UNLIMITED HYDROPLANE

a) General Rules

- i) The intent of this class is to replicate the look and competition of real unlimited hydroplane racing. Boats are 1/10-scale replicas (one inch equals 10 inches) of the real boats that have raced on the unlimited circuit. This class shall emphasize scale accuracy.
- ii) Electric 1/10 Scale Unlimited Hydroplane rules will follow the Scale Unlimited Hydroplane rules (see Section 21) with the exception of the following.
- iii) Electric 1/10 Scale Unlimited Hydroplane rules are intended as a supplement to the Electric General and Sport Hydro rules. In the case of a conflict with the Scale Unlimited Hydroplane rules (see Section 21) the Electric rules will prevail.

b) Hull Specifications:

- i) Belly pans or blisters, if added, must be no larger than 2.5 inches wide by 4 inches long.

Section Name: ELECTRIC	Section #	28
	Page #	15
	Revised	10/8/14

- ii) Air dams, if installed, must be below the deck line and unobtrusive and not extend beyond the bow.
- iii) Anhedraled left sponsons and modern style sponsons are not allowed on boats running in the vintage class.
- iv) Boats shall use a single rudder at any mounting location on the transom. The center of the rudder post shall not be located more than 1.75 inches behind the transom.

c) Drive Train

- i) Any shaft may be used provided it maintains a straight line from hull exit through the strut.
- ii) No gearbox of any configuration is allowed.
- iii) Any single propeller may be used, and a portion of the propeller must be under the transom. The drive dog is defined as not a part of the propeller

d) Motor Specifications

i) Currently approved motors

Brand	Model	Description
AquaCraft	AQUG7000	L36/56 7.2-18V – 6 pole brushless
Himax	HB3630	1500 brushless – 6 pole brushless
ProBoat	PRB3310	A3630-1500 – 6 pole brushless
	DYNM3835	A3630-1500kv – 6 pole brushless, water cooled, marine motor

- ii) No modifications may be made to the motor. Except for normal wear, drive flats or keys, electrical connectors and water cooling, it must be run as shipped from the manufacturer.
- iii) Power Limits: 10.1 to 15 Volts nominal, any chemistry. Maximum of 2 packs in parallel. Maximum total capacity shall be 10,000 mAh.

e) Class Specifications

i) Vintage Class

- (a) Defined as those boats conforming to NAMBA Master Hull Roster (MHR) numbers 2730 through 7008 inclusive, and MHR numbers: 7102, 7132, 7171, 7206, 7221, 7422, 7499 and 7505.

Section Name: ELECTRIC	Section #	28
	Page #	16
	Revised	10/8/14

(b) Skid/turn fin shall be mounted to the inside of the left sponson and shall not extend beyond the back of the sponson. The size is limited to a maximum of 2 inches wide by 1 inch deep measured from the sponson riding surface.

ii) Modern Class

(a) Defined as those boats conforming to NAMBA Master Hull Roster numbers 7025, 7029, 7175, 7177, 7207, 7251, 7325, 7402, 7441, 7455, 7495, and numbers 7571 through 0717 and beyond.

(b) Follows all rules listed above except:

(c) Any shaft may be used.

(d) Sponson design shall be up to the builder as long as it does not change the outline shape of the hull.

(e) Skid/turn fin shall be similar in appearance and location to the full size boat (mounted to the back of the sponson). The size, shape and precise location shall be determined at the discretion of the owner. No hook-shaped skid fins are allowed.

f) Race Format

i) Shall be as set forth in Section 21 Rule B plus the following:

ii) All boats shall travel COUNTER-CLOCKWISE around the course turning LEFT.

iii) A one minute countdown procedure using an audio countdown clock shall be used to start each heat. The start of the race is at the initial sound of the horn/gun.

iv) A boat must be in the water and running at the 30-second mark. Once running, a boat must remain in constant forward motion or be assessed a one lap penalty.

v) All boats must fully circle the right and left hand turns (in that order) before being allowed to start.

Section Name: ELECTRIC	Section #	28
	Page #	17
	Revised	10/8/14

8. CATAMARAN

a) General Rules

- i) Catamaran rules are intended as a supplement to the General Racing rules of NAMBA. In the case of conflict, the Electric Catamaran rules will prevail.

b) Hull Specifications

- i) Catamarans shall be a stand-off scale version of an Offshore Catamaran style of hull, with two sponsons that normally run the full length of the hull.
- ii) Sponsons are separated and connected together by a tunnel.
- iii) Sponsons may have lateral breaks.
- iv) Inboard or outboard mounting of the motor(s) is permissible
- v) Hull length must conform to those listed in Rule D.2.a in this section for each Power Specification